

Model- Digital Freezestat

Digital Freezestat

Specifications

Sensor: 10K thermistor probe, 10 or 20 foot lengths with bolt down eyelet sensor.

Input Power: 24 VAC, 115 VAC, 50/60 Hz


Adjustable Digital Inputs:

Time: 1-10 minutes in 1 minute increments

Temperature: 30°F to 75°F in 5° increments

Outputs: Output drive for freezestat relay K2 and associated LED2. Relay is normally de-energized - if the preset temperature is not reached within the preset time the relay will latch (energized) thereby opening the normally closed contact and turning off the externally controlled device. Only removing and reapplying power will reset the circuit and start the time period over again.

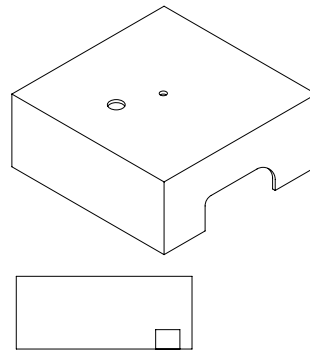
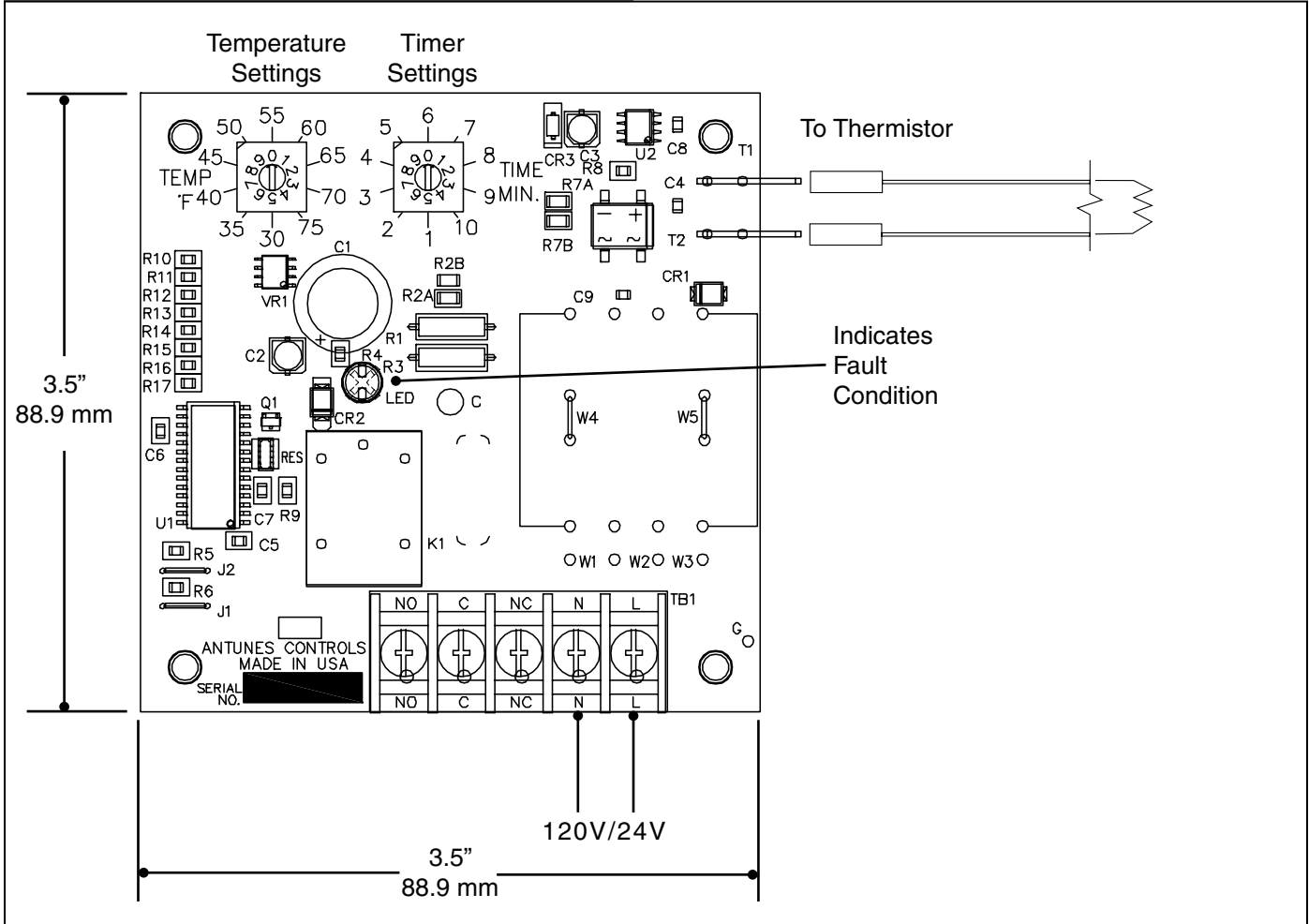
Relay: SPDT, 8 amps, dry contact output, 1/4" spade terminal connection.



Model - Digital Freezestat

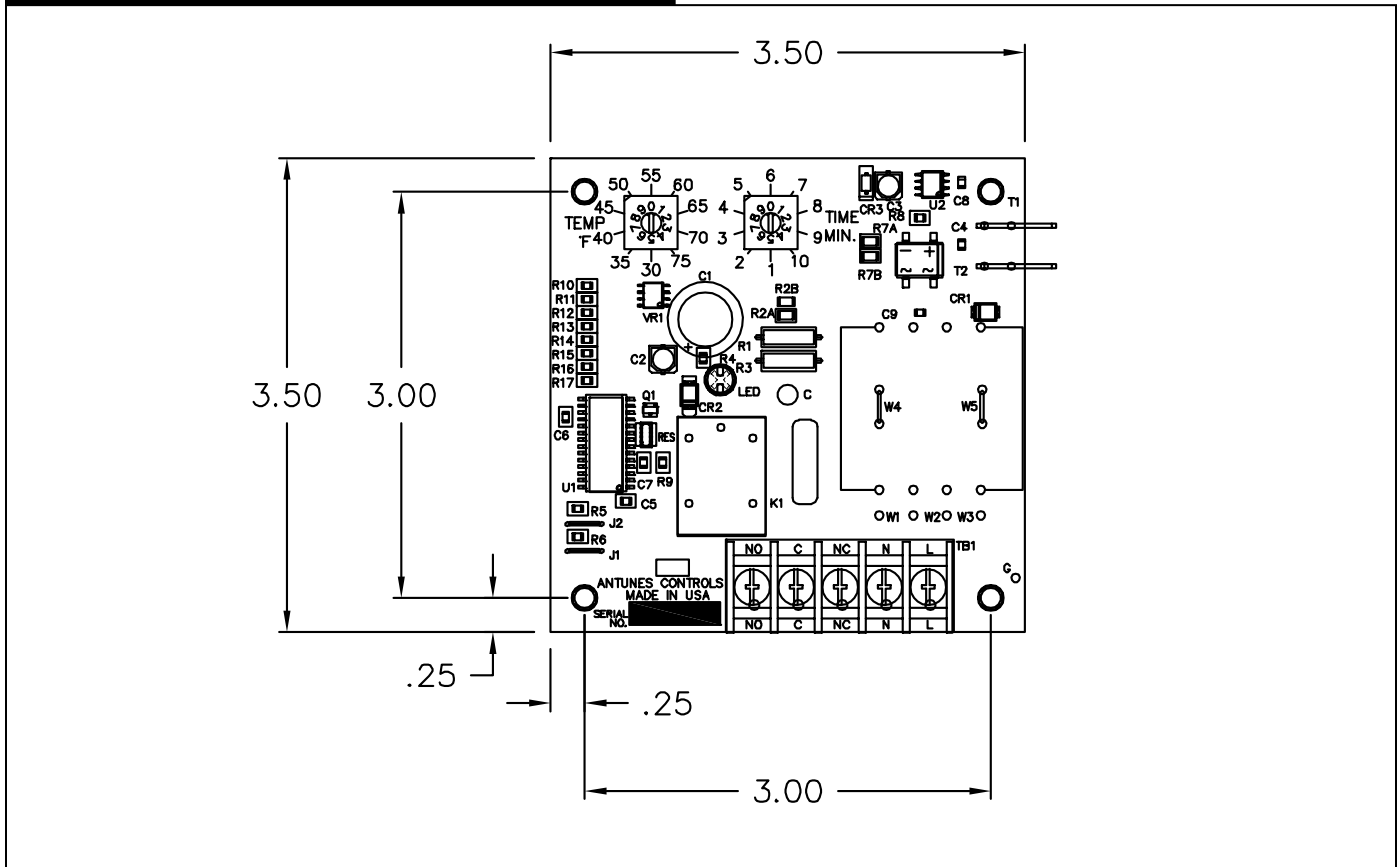


Installation



3" x 3" open board construction with stand offs.
 Optional cover is shown.

Dimensions



Operation

Output drive for freezestat relay K2 and associated LED2.

Using an appropriate tool, set the freezestat to the proper temperature and time intervals. Attach thermistor, (available in 10 or 20 foot lengths with bolt down eyelet sensor). To avoid electrical shock or damage to equipment, disconnect power before installing or servicing.

Under normal operating conditions the relay is normally de-energized, if the preset temperature is not reached within the preset time, the relay will latch (energized) thereby opening the normally closed contact and turning off the externally controlled device.

Only removing and reapplying power will reset the circuit and start the time period over again.

Limitation of Liability

It is understood and agreed that seller's liability whether in contract, in tort, under any warranty, in negligence or otherwise shall not exceed the return of the amount of the purchase price paid by purchaser and under no circumstances shall seller be liable for special, indirect or consequential damages.

The price stated for the equipment is a consideration in limiting seller's liability. No action, regardless of form, arising out of the transactions may be brought by purchaser more than one year after the cause of action has accrued.

Warranty

1. Antunes Controls products are guaranteed to be free from mechanical and electrical defects for a period of one year from date of shipment under normal use and service provided installation is made in accordance with manufacturers' recommendations.
2. Parts deemed defective shall be repaired or replaced at manufacturers option and at manufacturers expense but shall not include foreign or federal excise taxes, state or municipal sale or use taxes, all such taxes not limited to the foregoing being responsibility of the purchaser.
3. No charge for travel and/or mileage will be allowed to purchaser.
4. Antunes Controls reserves the right to make changes in design or make any improvements on any products. The right is always reserved to modify our equipment because of new technology, underwriter's requirements and/or government regulations.
5. The following are not covered under warranty:
 - a. Failure from neglect, abuse, careless handling and mis-application of unit.
 - b. Failure to observe guidelines for installation or improper voltage hook-up.
 - c. Failure caused by improper maintenance. (See maintenance guidelines found in operation instructions.)
 - d. Unless specifically allowed by Antunes Controls, no other charges may be included under warranty.

